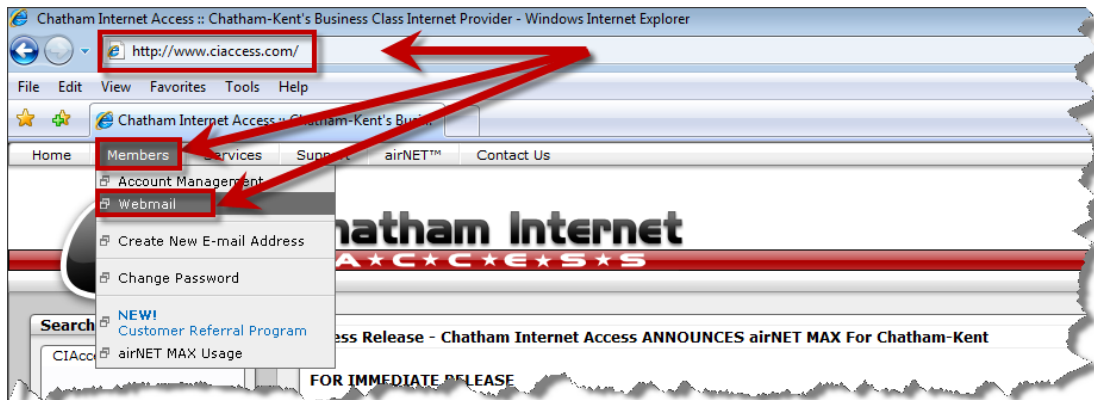


Webmail Directions – CIACCESS & SOUTHKENT USERS

It doesn't matter if you are sitting at your neighbor's house or half way around the world you can always access your CIACCESS.com or Southkent.net email addresses. You can do this using our webmail access simply by going to our website. Follow the below directions to learn how to do this.

1. Go to www.ciaccess.com, click on members and scroll down to Webmail.



2. Once you click on webmail you will be taken to another screen which will ask for your login and password. *NOTE: IF your address is @ciaccess.com you will see the @ciaccess.com is already there for you (see FIG 1.1). If your email address is @southkent.net or another domain which is registered with us (@yourdomainname.com) you need to add that. Example – if your address is @southkent.net you would enter username@southkent.net (see FIG 1.2).*

Ciaccess Example

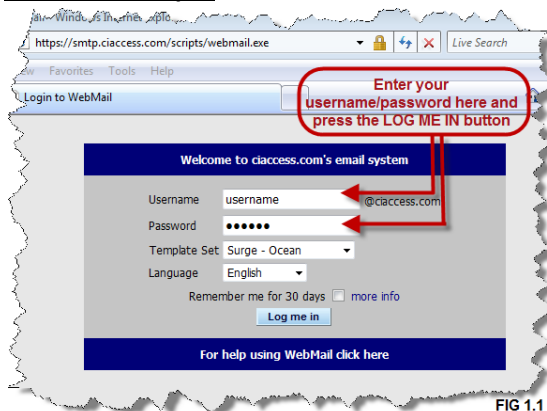


FIG 1.1

Southkent Example

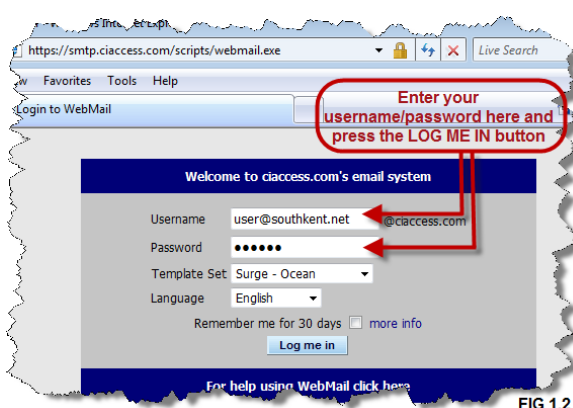


FIG 1.2

3. After you've entered your username and password click the Log me in button and you will be shown your inbox and your mail. (*Note: this will not show any messages that have already been downloaded to your computer – it will only show new messages that have not been downloaded to your computer.*)

If you have any questions you can call toll free from anywhere in the world.

1.888.358.4638